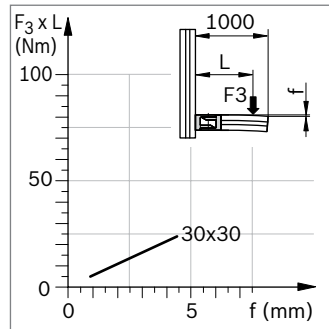
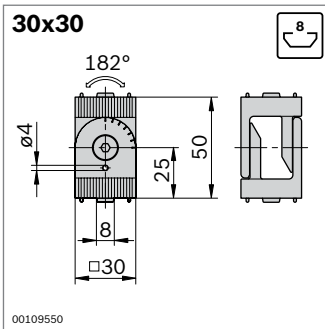


Joint 30x30



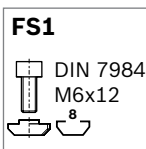
- ▶ For movable or rigid profile connections at any angle
- ▶ Swivel range 182°
- ▶ With marking in 15° increments
- ▶ Locking by clamping (5 Nm) or fixing with pins (15 Nm)
- ▶ *designLINE* version with special silver paint (RAL 9006) for an attractive, high-quality design
- ▶ Profile finishing:
Through hole D11 for end face profile connections

Required accessories:
bolt connector D11 for end face connections



Joint 30x30	Slot	ESD	No.	FS
Standard	8		3 842 502 683	2xFS1, 4xFS2
designLINE	8		3 842 538 683	2xFS1, 4xFS2

Material: Standard: diecast zinc
designLINE: painted, RAL 9006
Fastening material: steel; galvanized
Scope of delivery: incl. fastening material (FS)



	F1 (N)	F2 (N)
	10 000	600